

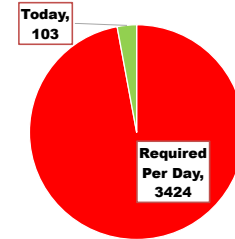
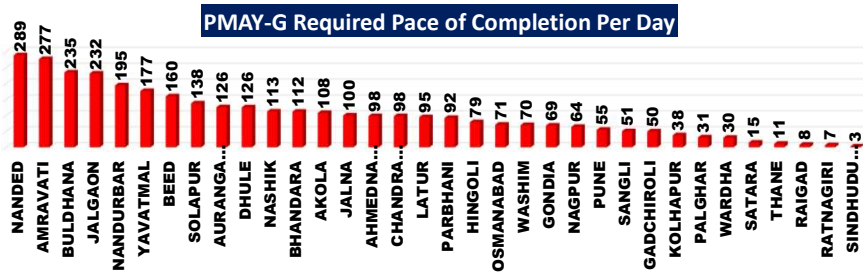
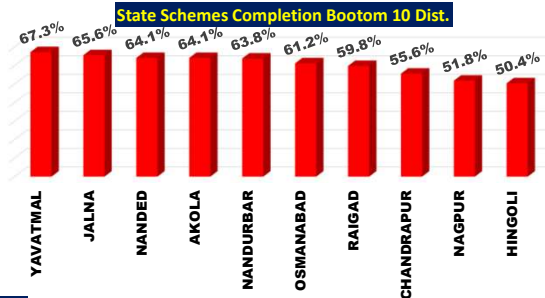
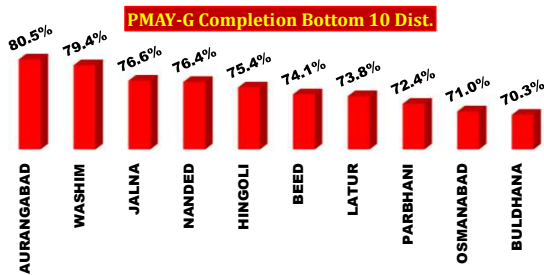
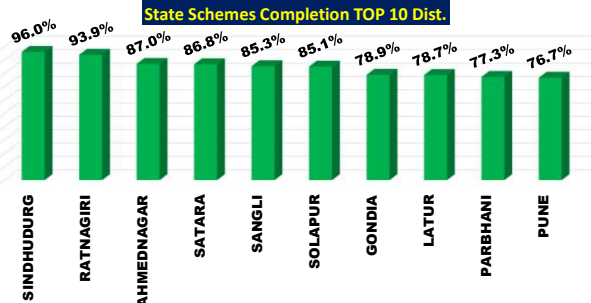
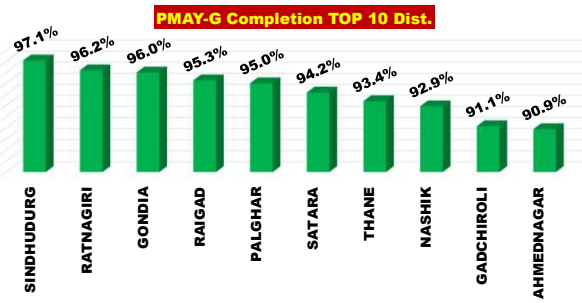


# ग्रामीण गृहनिर्माण

दैनिक प्रगती अहवाल : ०५.११.२०२३

प्रधानमंत्री आवास योजना ग्रामीण – मंजूरी, पूर्ण घरकुले, हप्ते वितरण, भूमिहीन, आर्थिकदृष्ट्या अपूर्ण  
राज्य पुरस्कृत ग्रामीण आवास योजना – मंजूरी, पूर्ण घरकुले, हप्ते वितरण, आर्थिकदृष्ट्या अपूर्ण

योजना	एकूण मंजूरी	दैनिक मंजूरी	एकूण पूर्ण	दैनिक पूर्ण घरकुले	दैनिक पहिला हप्ता वितरीत	दैनिक दुसरा हप्ता वितरीत	दैनिक तिसरा हप्ता वितरीत
प्रधानमंत्री आवास योजना ग्रामीण	१३८३३१३	०	११९१५९१	१०३	८९	२९४	४७६
राज्य योजना	६३९९३२	१	४५३३७३	९७	१४९२	५३७	४४४
एकूण	२०२३२४५	१	१६४४९६४	२००	१५८१	८३१	९२०



राज्य व्यवस्थापन कक्ष- ग्रामीण गृहनिर्माण

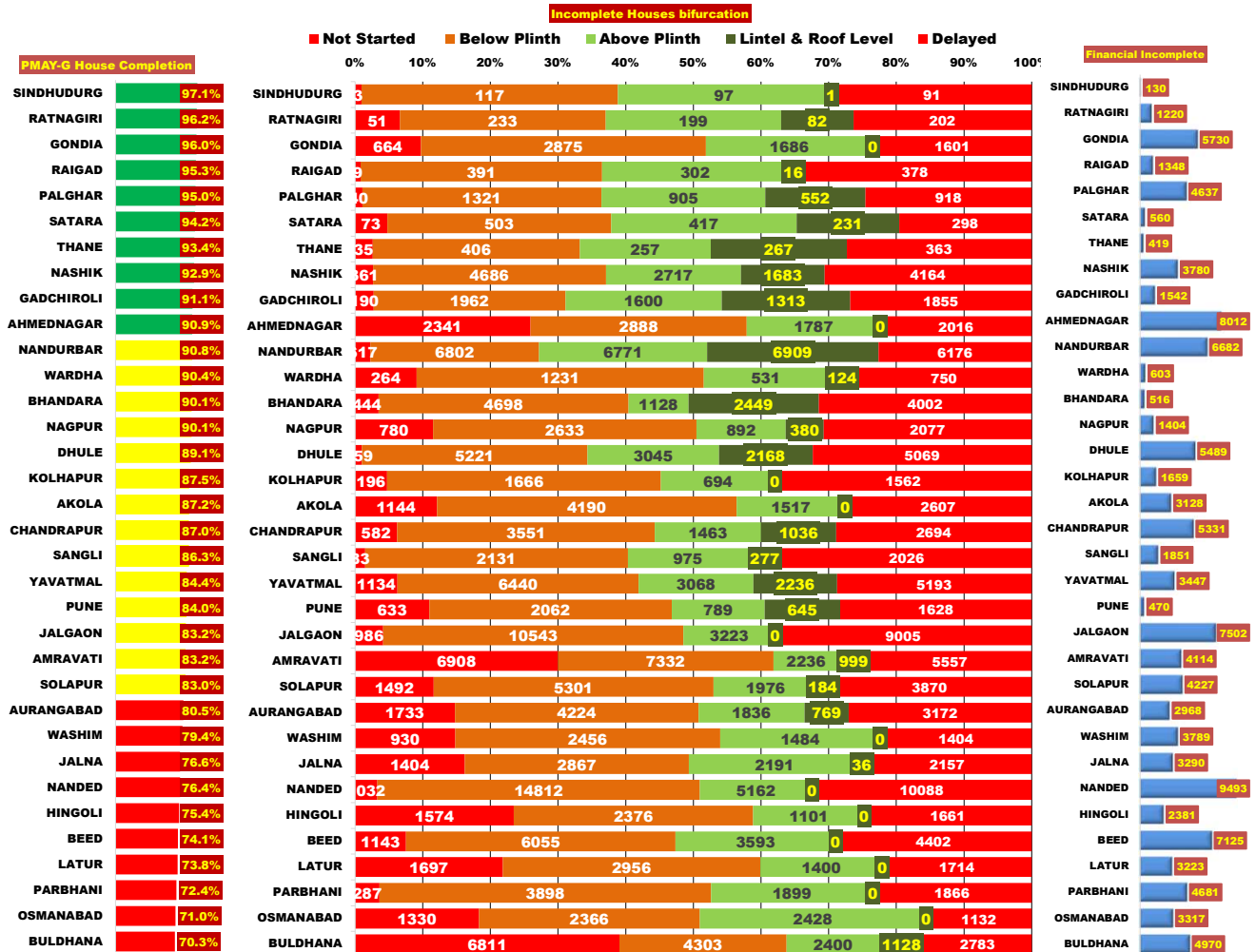
४ था मजला, दक्षिण कक्ष, सिडको भवन, सीबीडी बेलगापुर, नवी मुंबई - ४०० ६१४.

प्रधानमंत्री आवास योजना - ग्रामीण : भूमिहीन लाभार्थी अहवाल

Sr. No.	District	Google Sheet Report			AwaasSoft Report			
		Total Landless	Provided land	Remaining	Landless beneficiaries tagged in AwaasSoft	Landless beneficiaries provided land	Remaining Landless	Remaining Tag (provided land)
1	DHULE	18	18	0	21	21	0	-3
2	GADCHIROLI	9	9	0	9	9	0	0
3	GONDIA	2450	2450	0	2452	2324	128	126
4	KOLHAPUR	257	257	0	244	228	16	29
5	NANDURBAR	0	0	0	0	0	0	0
6	PALGHAR	11	11	0	11	11	0	0
7	RAIGAD	6	6	0	6	6	0	0
8	RATNAGIRI	23	23	0	23	23	0	0
9	SINDHUDURG	420	420	0	416	416	0	4
10	SATARA	789	763	26	792	677	115	86
11	THANE	110	81	29	116	60	56	21
12	NANDED	354	322	32	361	263	98	59
13	BEED	212	125	87	354	66	288	59
14	SANGLI	308	216	92	281	139	142	77
15	NASHIK	1680	1513	167	1708	1458	250	55
16	WARDHA	2081	1914	167	2205	1911	294	3
17	PARBHANI	307	63	244	280	77	203	-14
18	PUNE	2056	1681	375	2048	866	1182	815
19	BHANDARA	4814	4417	397	4814	4500	314	-83
20	CHANDRAPUR	2382	1913	469	2361	1740	621	173
21	NAGPUR	4408	3845	563	4369	3572	797	273
22	WASHIM	2577	1791	786	2611	1481	1130	310
23	AKOLA	6272	5426	846	6191	5364	827	62
24	JALGAON	22282	21427	855	22203	20601	1602	826
25	YAVATMAL	2912	2032	880	3020	1976	1044	56
26	HINGOLI	1713	796	917	1702	466	1236	330
27	JALNA	1359	406	953	1373	85	1288	321
28	LATUR	2178	1194	984	2145	808	1337	386
29	OSMANABAD	2085	1075	1010	2060	102	1958	973
30	AURANGABAD	3266	1700	1566	3155	1805	1350	-105
31	SOLAPUR	5798	4139	1659	5390	3943	1447	196
32	AHMEDNAGAR	7528	5256	2272	7659	5130	2529	126
33	BULDHANA	15230	9711	5519	15578	9619	5959	92
34	AMRAVATI	20602	13802	6800	20094	13639	6455	163
	<b>Total</b>	<b>116497</b>	<b>88802</b>	<b>27695</b>	<b>116052</b>	<b>83386</b>	<b>32666</b>	<b>5621</b>

## प्रधानमंत्री आवास योजना ग्रामीण - पूर्ण घरकूले

Sr. No.	Division	Sanction	04.11.2023	05.11.2023	Daily Achivement	Remaining	Completed & verified	Remaining verified
1	<b>PUNE DIV.</b>	<b>116656</b>	<b>100003</b>	<b>100048</b>	<b>45</b>	<b>16608</b>	<b>96453</b>	<b>3595</b>
2	<b>NASHIK DIV.</b>	<b>410112</b>	<b>367365</b>	<b>367381</b>	<b>16</b>	<b>42731</b>	<b>347963</b>	<b>19418</b>
3	<b>AMRAVATI DIV.</b>	<b>266341</b>	<b>217727</b>	<b>217741</b>	<b>14</b>	<b>48600</b>	<b>210095</b>	<b>7646</b>
4	<b>AURANGABAD DIV.</b>	<b>233906</b>	<b>177158</b>	<b>177171</b>	<b>13</b>	<b>56735</b>	<b>169116</b>	<b>8055</b>
5	<b>NAGPUR DIV.</b>	<b>286918</b>	<b>263224</b>	<b>263237</b>	<b>13</b>	<b>23681</b>	<b>255268</b>	<b>7969</b>
6	<b>KONKAN DIV.</b>	<b>69380</b>	<b>66011</b>	<b>66013</b>	<b>2</b>	<b>3367</b>	<b>64096</b>	<b>1917</b>
<b>Total</b>		<b>1383313</b>	<b>1191488</b>	<b>1191591</b>	<b>103</b>	<b>191722</b>	<b>1142991</b>	<b>48600</b>



प्रधानमंत्री आवास योजना ग्रामीण - पूर्ण घरकूले

Sr. No.	District	Sanction	04.11.2023	05.11.2023	Daily Achivement	Remaining	Completed & verified	Remaining verified
1	SANGLI	20670	17802	17831	29	2839	17204	627
2	KOLHAPUR	16987	14848	14864	16	2123	14556	308
3	AURANGABAD	36139	29075	29086	11	7053	27577	1509
4	BHANDARA	63548	57263	57272	9	6276	54829	2443
5	AKOLA	47224	41157	41165	8	6059	40419	746
6	JALGAON	77258	64263	64271	8	12987	62522	1749
7	NANDURBAR	118692	107782	107790	8	10902	97593	10197
8	YAVATMAL	63386	53474	53480	6	9906	50508	2972
9	GADCHIROLI	31605	28802	28805	3	2800	26540	2265
10	HINGOLI	17987	13553	13555	2	4432	13108	447
11	PALGHAR	35184	33428	33430	2	1754	32366	1064
12	GONDIA	95769	91932	91933	1	3836	91370	563
13	AHMEDNAGAR	60259	54761	54761	0	5498	53985	776
14	AMRAVATI	92263	76727	76727	0	15536	74788	1939
15	BEED	34654	25675	25675	0	8979	24243	1432
16	BULDHANA	44450	31265	31265	0	13185	29808	1457
17	CHANDRAPUR	42193	36708	36708	0	5485	35561	1147
18	DHULE	64625	57587	57587	0	7038	54032	3555
19	JALNA	23961	18353	18353	0	5608	17463	890
20	LATUR	20197	14897	14897	0	5300	14479	418
21	NAGPUR	36144	32549	32549	0	3595	31459	1090
22	NANDED	68511	52313	52313	0	16198	50609	1704
23	NASHIK	89278	82972	82972	0	6306	79831	3141
24	OSMANABAD	13738	9748	9748	0	3990	8557	1191
25	PARBHANI	18719	13544	13544	0	5175	13080	464
26	PUNE	19139	16068	16068	0	3071	15010	1058
27	RAIGAD	9788	9326	9326	0	462	9070	256
28	RATNAGIRI	9769	9397	9397	0	372	9204	193
29	SATARA	14358	13523	13523	0	835	13134	389
30	SINDHUDURG	5069	4921	4921	0	148	4851	70
31	SOLAPUR	45502	37762	37762	0	7740	36549	1213
32	THANE	9570	8939	8939	0	631	8605	334
33	WARDHA	17659	15970	15970	0	1689	15509	461
34	WASHIM	19018	15104	15104	0	3914	14572	532
<b>Total</b>		<b>1383313</b>	<b>1191488</b>	<b>1191591</b>	<b>103</b>	<b>191722</b>	<b>1142991</b>	<b>48600</b>

राज्यपुरस्कृत आवास योजना ग्रामीण - मंजूरी

Sr. No.	Division	Target	04.11.2023	05.11.2023	Daily Achivement	Sanction %	Remaining	Sanction State Rank
1	NAGPUR DIV.	164085	117947	117948	1	71.9%	46137	3
2	KONKAN DIV.	44680	35939	35939	0	80.4%	8741	1
3	PUNE DIV.	79408	67332	67332	0	84.8%	12076	2
4	NASHIK DIV.	207181	124750	124750	0	60.2%	82431	5
5	AURANGABAD DIV.	273260	183760	183760	0	67.2%	89500	6
6	AMRAVATI DIV.	157836	110203	110203	0	69.8%	47633	4
<b>Total</b>		<b>926450</b>	<b>639931</b>	<b>639932</b>	<b>1</b>	<b>69.1%</b>	<b>286518</b>	

Sr. No.	District	Target	04.11.2023	05.11.2023	Daily Achivement	Sanction %	Remaining	Sanction State Rank
1	CHANDRAPUR	54555	36878	36879	1	67.6%	17676	31
2	AHMEDNAGAR	39938	34895	34895	0	87.4%	5043	15
3	AKOLA	34781	23276	23276	0	66.9%	11505	26
4	AMRAVATI	36242	22845	22845	0	63.0%	13397	28
5	AURANGABAD	36954	25703	25703	0	69.6%	11251	25
6	BEED	33057	26182	26182	0	79.2%	6875	18
7	BHANDARA	22211	17640	17640	0	79.4%	4571	14
8	BULDHANA	28967	20989	20989	0	72.5%	7978	19
9	DHULE	31476	20316	20316	0	64.5%	11160	24
10	GADCHIROLI	20609	16327	16327	0	79.2%	4282	11
11	GONDIA	18712	14356	14356	0	76.7%	4356	13
12	HINGOLI	38798	23772	23772	0	61.3%	15026	30
13	JALGAON	34417	25796	25796	0	75.0%	8621	20
14	JALNA	41057	21046	21046	0	51.3%	20011	32
15	KOLHAPUR	16830	14882	14882	0	88.4%	1948	7
16	LATUR	35747	26877	26877	0	75.2%	8870	21
17	NAGPUR	33291	19047	19047	0	57.2%	14244	29
18	NANDED	34410	22407	22407	0	65.1%	12003	27
19	NANDURBAR	51420	17824	17824	0	34.7%	33596	34
20	NASHIK	49930	25919	25919	0	51.9%	24011	33
21	OSMANABAD	24177	18862	18862	0	78.0%	5315	17
22	PALGHAR	16073	11748	11748	0	73.1%	4325	12
23	PARBHANI	29060	18911	18911	0	65.1%	10149	22
24	PUNE	17336	13835	13835	0	79.8%	3501	9
25	RAIGAD	10569	9147	9147	0	86.5%	1422	5
26	RATNAGIRI	7197	6706	6706	0	93.2%	491	3
27	SANGLI	10132	8604	8604	0	84.9%	1528	6
28	SATARA	11532	11532	11532	0	100.0%	0	1
29	SINDHUDURG	2267	2110	2110	0	93.1%	157	2
30	SOLAPUR	23578	18479	18479	0	78.4%	5099	16
31	THANE	8574	6228	6228	0	72.6%	2346	8
32	WARDHA	14707	13699	13699	0	93.1%	1008	4
33	WASHIM	15866	12223	12223	0	77.0%	3643	10
34	YAVATMAL	41980	30870	30870	0	73.5%	11110	23
<b>Total</b>		<b>926450</b>	<b>639931</b>	<b>639932</b>	<b>1</b>	<b>69.1%</b>	<b>286518</b>	

राज्यपुरस्कृत आवास योजना ग्रामीण - प्रलंबीत मंजूरी

Sr. No.	Division	रमाई आवास योजना	शबरी आवास योजना	आदीम आवास योजना	पारधी आवास योजना	य.च.मु.व योजना	पुण्यश्लोक अहिल्यादेवी होळकर धरकूल योजना	एकूण
1	KONKAN DIV.	1454	7237	25	3	22	0	8741
2	PUNE DIV.	8923	2914	4	55	20	160	12076
3	NAGPUR DIV.	25187	19529	82	2	1321	16	46137
4	AMRAVATI DIV.	28062	18598	135	9	784	45	47633
5	NASHIK DIV.	21447	60853	61	18	23	29	82431
6	AURANGABAD DIV.	59997	25989	238	26	2364	886	89500
	<b>Total</b>	<b>145070</b>	<b>135120</b>	<b>545</b>	<b>113</b>	<b>4534</b>	<b>1136</b>	<b>286518</b>

Sr. No.	District	रमाई आवास योजना	शबरी आवास योजना	आदीम आवास योजना	पारधी आवास योजना	य.च.मु.व योजना	पुण्यश्लोक अहिल्यादेवी होळकर धरकूल योजना	एकूण
1	SATARA	0	0	0	0	0	0	0
2	SINDHUDURG	127	14	16	0	0	0	157
3	RATNAGIRI	384	84	0	1	22	0	491
4	WARDHA	352	654	2	0	0	0	1008
5	RAIGAD	523	897	0	2	0	0	1422
6	SANGLI	1486	30	0	12	0	0	1528
7	KOLHAPUR	1753	35	0	0	0	160	1948
8	THANE	321	2019	6	0	0	0	2346
9	PUNE	854	2609	4	14	20	0	3501
10	WASHIM	2389	1216	0	0	0	38	3643
11	GADCHIROLI	1075	3181	26	0	0	0	4282
12	PALGHAR	99	4223	3	0	0	0	4325
13	GONDIA	2771	1570	0	0	0	15	4356
14	BHANDARA	3064	1444	0	0	62	1	4571
15	AHMEDNAGAR	2655	2388	0	0	0	0	5043
16	SOLAPUR	4830	240	0	29	0	0	5099
17	OSMANABAD	3586	194	0	0	1535	0	5315
18	BEED	5571	1298	0	6	0	0	6875
19	BULDHANA	5765	2206	0	0	0	7	7978
20	JALGAON	3566	5024	0	2	0	29	8621
21	LATUR	7086	933	0	4	14	833	8870
22	PARBHANI	7688	2217	0	0	196	48	10149
23	YAVATMAL	5756	4596	135	1	622	0	11110
24	DHULE	3859	7278	0	0	23	0	11160
25	AURANGABAD	7156	4089	0	6	0	0	11251
26	AKOLA	8924	2580	0	1	0	0	11505
27	NANDED	5149	6608	238	8	0	0	12003
28	AMRAVATI	5228	8000	0	7	162	0	13397
29	NAGPUR	12086	2154	0	0	4	0	14244
30	HINGOLI	6798	8228	0	0	0	0	15026
31	CHANDRAPUR	5839	10526	54	2	1255	0	17676
32	JALNA	16963	2422	0	2	619	5	20011
33	NASHIK	10412	13532	61	6	0	0	24011
34	NANDURBAR	955	32631	0	10	0	0	33596
	<b>Total</b>	<b>145070</b>	<b>135120</b>	<b>545</b>	<b>113</b>	<b>4534</b>	<b>1136</b>	<b>286518</b>

राज्यपुरस्कृत आवास योजना ग्रामीण - पूर्ण घरकूले

Sr. No.	Division	Sanction	04.11.2023	05.11.2023	Daily Achivement	Completion %	Remaining	To be Completed in Per Day till 30.11.23
1	AURANGABAD DIV.	183760	123723	123765	42	67.4%	59995	2400
2	AMRAVATI DIV.	110203	75898	75918	20	68.9%	34285	1371
3	NASHIK DIV.	124750	95421	95434	13	76.5%	29316	1173
4	PUNE DIV.	67332	54765	54773	8	81.3%	12559	502
5	KONKAN DIV.	35939	26842	26849	7	74.7%	9090	364
6	NAGPUR DIV.	117948	76627	76634	7	65.0%	41314	1653
<b>Total</b>		<b>639932</b>	<b>453276</b>	<b>453373</b>	<b>97</b>	<b>70.8%</b>	<b>186559</b>	<b>7462</b>

Sr. No.	District	Sanction	04.11.2023	05.11.2023	Daily Achivement	Completion %	Remaining	To be Completed in Per Day till 30.11.23
1	HINGOLI	23772	11957	11985	28	50.4%	11787	471
2	AKOLA	23276	14907	14923	16	64.1%	8353	334
3	BEED	26182	18150	18160	10	69.4%	8022	321
4	JALGAON	25796	19404	19411	7	75.2%	6385	255
5	PALGHAR	11748	8729	8736	7	74.4%	3012	120
6	NANDURBAR	17824	11367	11373	6	63.8%	6451	258
7	KOLHAPUR	14882	11093	11098	5	74.6%	3784	151
8	YAVATMAL	30870	20759	20763	4	67.3%	10107	404
9	NAGPUR	19047	9865	9868	3	51.8%	9179	367
10	SANGLI	8604	7338	7341	3	85.3%	1263	51
11	AURANGABAD	25703	18132	18134	2	70.6%	7569	303
12	GADCHIROLI	16327	12107	12109	2	74.2%	4218	169
13	CHANDRAPUR	36879	20513	20514	1	55.6%	16365	655
14	GONDIA	14356	11324	11325	1	78.9%	3031	121
15	LATUR	26877	21153	21154	1	78.7%	5723	229
16	PARBHANI	18911	14618	14619	1	77.3%	4292	172
17	AHMEDNAGAR	34895	30372	30372	0	87.0%	4523	181
18	AMRAVATI	22845	16223	16223	0	71.0%	6622	265
19	BHANDARA	17640	13091	13091	0	74.2%	4549	182
20	BULDHANA	20989	15552	15552	0	74.1%	5437	217
21	DHULE	20316	14483	14483	0	71.3%	5833	233
22	JALNA	21046	13805	13805	0	65.6%	7241	290
23	NANDED	22407	14366	14366	0	64.1%	8041	322
24	NASHIK	25919	19795	19795	0	76.4%	6124	245
25	OSMANABAD	18862	11542	11542	0	61.2%	7320	293
26	PUNE	13835	10609	10609	0	76.7%	3226	129
27	RAIGAD	9147	5467	5467	0	59.8%	3680	147
28	RATNAGIRI	6706	6296	6296	0	93.9%	410	16
29	SATARA	11532	10008	10008	0	86.8%	1524	61
30	SINDHUDURG	2110	2026	2026	0	96.0%	84	3
31	SOLAPUR	18479	15717	15717	0	85.1%	2762	110
32	THANE	6228	4324	4324	0	69.4%	1904	76
33	WARDHA	13699	9727	9727	0	71.0%	3972	159
34	WASHIM	12223	8457	8457	0	69.2%	3766	151
<b>Total</b>		<b>639932</b>	<b>453276</b>	<b>453373</b>	<b>97</b>	<b>70.8%</b>	<b>186559</b>	<b>7462</b>



राज्य योजना अपूर्ण घरकुले

Sr. No.	Division	रमाई आवास योजना	शबरी आवास योजना	आदीम आवास योजना	पारधी आवास योजना	व.च.मु.व योजना	पुण्यश्लोक अहिल्यादेवी होळकर घरकुल योजना	एकूण
1	KONKAN DIV.	971	7703	401	0	3	12	9090
2	PUNE DIV.	10472	1569	56	55	52	355	12559
3	NASHIK DIV.	10854	18044	25	108	122	163	29316
4	AMRAVATI DIV.	18673	11631	2085	185	1634	77	34285
5	NAGPUR DIV.	12642	22600	782	21	5248	21	41314
6	AURANGABAD DIV.	47873	9676	42	61	2044	299	59995
	<b>Total</b>	<b>101485</b>	<b>71223</b>	<b>3391</b>	<b>430</b>	<b>9103</b>	<b>927</b>	<b>186559</b>

Sr. No.	District	रमाई आवास योजना	शबरी आवास योजना	आदीम आवास योजना	पारधी आवास योजना	व.च.मु.व योजना	पुण्यश्लोक अहिल्यादेवी होळकर घरकुल योजना	एकूण
1	SINDHUDURG	83	1	0	0	0	0	84
2	RATNAGIRI	383	20	4	0	3	0	410
3	SANGLI	1253	7	0	3	0	0	1263
4	SATARA	1474	26	0	0	24	0	1524
5	THANE	232	1505	167	0	0	0	1904
6	SOLAPUR	2674	69	0	8	11	0	2762
7	PALGHAR	63	2847	102	0	0	0	3012
8	GONDIA	1704	1327	0	0	0	0	3031
9	PUNE	1671	1455	56	44	0	0	3226
10	RAIGAD	210	3330	128	0	0	12	3680
11	WASHIM	2853	910	0	2	0	1	3766
12	KOLHAPUR	3400	12	0	0	17	355	3784
13	WARDHA	1626	2103	242	1	0	0	3972
14	GADCHIROLI	1281	2665	272	0	0	0	4218
15	PARBHANI	2860	993	0	0	237	202	4292
16	AHMEDNAGAR	2474	2014	0	15	20	0	4523
17	BHANDARA	2240	1089	0	0	1199	21	4549
18	BULDHANA	4339	1005	0	17	0	76	5437
19	LATUR	5554	116	0	0	53	0	5723
20	DHULE	2073	3645	0	13	102	0	5833
21	NASHIK	2346	3727	25	26	0	0	6124
22	JALGAON	3052	3116	0	54	0	163	6385
23	NANDURBAR	909	5542	0	0	0	0	6451
24	AMRAVATI	3070	3412	0	28	112	0	6622
25	JALNA	5481	65	0	6	1592	97	7241
26	OSMANABAD	6972	145	0	41	162	0	7320
27	AURANGABAD	6285	1278	0	6	0	0	7569
28	BEED	7593	421	0	8	0	0	8022
29	NANDED	7585	414	42	0	0	0	8041
30	AKOLA	6293	2034	0	26	0	0	8353
31	NAGPUR	776	8392	0	6	5	0	9179
32	YAVATMAL	2118	4270	2085	112	1522	0	10107
33	HINGOLI	5543	6244	0	0	0	0	11787
34	CHANDRAPUR	5015	7024	268	14	4044	0	16365
	<b>Total</b>	<b>101485</b>	<b>71223</b>	<b>3391</b>	<b>430</b>	<b>9103</b>	<b>927</b>	<b>186559</b>



प्रधानमंत्री आवास योजना ग्रामीण - हप्ते वितरण

Sr. No.	Division	1st Installment (Daily Achivement)	1st Installment Remaining	2nd Installment (Daily Achivement)	2nd Installment Remaining	3rd Installment (Daily Achivement)	3rd Installment Remaining
1	NASHIK DIV.	15	4464	123	30140	197	17543
2	AURANGABAD DIV.	37	10200	103	39554	145	19610
3	AMRAVATI DIV.	27	16927	17	24721	51	10705
4	PUNE DIV.	3	2477	37	11663	47	4851
5	NAGPUR DIV.	3	2924	7	16950	22	7300
6	KONKAN DIV.	4	138	7	2468	14	1760
<b>Total</b>		<b>89</b>	<b>37130</b>	<b>294</b>	<b>125496</b>	<b>476</b>	<b>61769</b>

Sr. No.	District	1st Installment (Daily Achivement)	1st Installment Remaining	2nd Installment (Daily Achivement)	2nd Installment Remaining	3rd Installment (Daily Achivement)	3rd Installment Remaining
1	JALNA	24	1404	26	2867	50	2191
2	NASHIK	1	361	26	4686	65	2717
3	JALGAON	8	986	20	10543	60	3223
4	DHULE	0	159	46	5221	27	3045
5	NANDURBAR	6	617	25	6802	40	6771
6	BEED	1	1143	34	6055	31	3593
7	NANDED	2	1032	17	14812	24	5162
8	SOLAPUR	0	1492	29	5301	9	1976
9	BULDHANA	12	6811	6	4303	13	2400
10	YAVATMAL	8	1134	9	6440	10	3068
11	SANGLI	0	83	6	2131	19	975
12	HINGOLI	6	1574	8	2376	8	1101
13	AURANGABAD	1	1733	6	4224	14	1836
14	LATUR	2	1697	8	2956	11	1400
15	AMRAVATI	7	6908	2	7332	11	2236
16	WASHIM	0	930	0	2456	17	1484
17	SATARA	3	73	1	503	8	417
18	AHMEDNAGAR	0	2341	6	2888	5	1787
19	BHANDARA	0	444	3	4698	7	1128
20	CHANDRAPUR	1	582	1	3551	8	1463
21	PALGHAR	4	40	4	1321	2	905
22	THANE	0	35	0	406	8	257
23	KOLHAPUR	0	196	1	1666	6	694
24	PARBHANI	1	287	1	3898	5	1899
25	GONDIA	0	664	2	2875	3	1686
26	NAGPUR	0	780	1	2633	4	892
27	OSMANABAD	0	1330	3	2366	2	2428
28	PUNE	0	633	0	2062	5	789
29	RATNAGIRI	0	51	0	233	4	199
30	RAIGAD	0	9	3	391	0	302
31	WARDHA	2	264	0	1231	0	531
32	AKOLA	0	1144	0	4190	0	1517
33	GADCHIROLI	0	190	0	1962	0	1600
34	SINDHUDURG	0	3	0	117	0	97
<b>Total</b>		<b>89</b>	<b>37130</b>	<b>294</b>	<b>125496</b>	<b>476</b>	<b>61769</b>

राज्यपुरस्कृत आवास योजना ग्रामीण - हप्ते वितरण

Sr. No.	Division	1st Installment (Daily Achievement)	1st Installment Remaining	2nd Installment (Daily Achievement)	2nd Installment Remaining	3rd Installment (Daily Achievement)	3rd Installment Remaining
1	NAGPUR DIV.	472	9494	71	22842	60	4126
2	AURANGABAD DIV.	345	11603	107	30781	95	12159
3	AMRAVATI DIV.	338	6858	111	17426	69	5083
4	NASHIK DIV.	59	5706	202	12011	177	5879
5	KONKAN DIV.	205	1423	29	4711	20	1298
6	PUNE DIV.	73	3912	17	4900	23	1849
	<b>Total</b>	<b>1492</b>	<b>38996</b>	<b>537</b>	<b>92671</b>	<b>444</b>	<b>30394</b>

Sr. No.	District	1st Installment (Daily Achievement)	1st Installment Remaining	2nd Installment (Daily Achievement)	2nd Installment Remaining	3rd Installment (Daily Achievement)	3rd Installment Remaining
1	AKOLA	223	3112	33	3866	11	1035
2	HINGOLI	173	2529	38	6738	23	1700
3	WARDHA	198	1373	5	2044	3	253
4	NAGPUR	139	3332	22	4935	17	425
5	OSMANABAD	156	1880	0	4034	0	1193
6	AHMEDNAGAR	14	247	61	2619	77	1208
7	AMRAVATI	45	760	62	3870	43	1030
8	CHANDRAPUR	103	2264	20	10729	18	1599
9	RAIGAD	116	722	13	2056	7	492
10	THANE	85	595	3	929	7	140
11	JALGAON	11	598	60	3221	17	1460
12	YAVATMAL	59	1076	12	6015	9	1467
13	NASHIK	10	1346	31	2608	30	930
14	PUNE	62	710	4	1308	3	460
15	DHULE	4	176	34	2565	28	1489
16	NANDURBAR	20	3339	16	998	25	792
17	PARBHANI	5	663	29	2652	18	927
18	AURANGABAD	5	1580	15	3009	29	1448
19	BHANDARA	23	1172	12	2084	11	356
20	NANDED	0	1844	17	5120	10	1447
21	SATARA	8	79	9	797	10	364
22	PALGHAR	4	47	13	1562	6	581
23	GONDIA	6	863	7	1249	8	515
24	BULDHANA	11	522	2	2062	6	933
25	LATUR	6	852	5	2589	8	1415
26	SANGLI	0	221	3	565	9	242
27	GADCHIROLI	3	490	5	1801	3	978
28	BEED	0	1039	0	3454	6	2431
29	JALNA	0	1216	3	3185	1	1598
30	KOLHAPUR	3	2390	1	985	0	231
31	WASHIM	0	1388	2	1613	0	618
32	SOLAPUR	0	512	0	1245	1	552
33	RATNAGIRI	0	57	0	112	0	72
34	SINDHUDURG	0	2	0	52	0	13
	<b>Total</b>	<b>1492</b>	<b>38996</b>	<b>537</b>	<b>92671</b>	<b>444</b>	<b>30394</b>

राज्य योजना: पहिला हप्ता प्रलंबीत

Sr. No.	Division	रमाई आवास योजना	शबरी आवास योजना	आदीम आवास योजना	पारधी आवास योजना	य.च.मु.व योजना	पुण्यश्लोक अहिल्यादेवी होळकर धरकुल योजना	एकूण
1	KONKAN DIV.	118	1279	26	0	0	0	1423
2	PUNE DIV.	3257	564	7	15	13	56	3912
3	NASHIK DIV.	487	5177	0	5	9	28	5706
4	AMRAVATI DIV.	4363	1703	140	18	633	1	6858
5	NAGPUR DIV.	3005	5310	173	2	1003	1	9494
6	AURANGABAD DIV.	8513	2169	13	21	681	206	11603
	<b>Total</b>	<b>19743</b>	<b>16202</b>	<b>359</b>	<b>61</b>	<b>2339</b>	<b>292</b>	<b>38996</b>

Sr. No.	District	रमाई आवास योजना	शबरी आवास योजना	आदीम आवास योजना	पारधी आवास योजना	य.च.मु.व योजना	पुण्यश्लोक अहिल्यादेवी होळकर धरकुल योजना	एकूण
1	SINDHUDURG	2	0	0	0	0	0	2
2	PALGHAR	2	42	3	0	0	0	47
3	RATNAGIRI	56	1	0	0	0	0	57
4	SATARA	72	2	0	0	5	0	79
5	DHULE	45	125	0	0	6	0	176
6	SANGLI	217	4	0	0	0	0	221
7	AHMEDNAGAR	125	117	0	2	3	0	247
8	GADCHIROLI	142	330	18	0	0	0	490
9	SOLAPUR	497	8	0	1	6	0	512
10	BULDHANA	251	270	0	0	0	1	522
11	THANE	24	556	15	0	0	0	595
12	JALGAON	239	328	0	3	0	28	598
13	PARBHANI	159	179	0	0	123	202	663
14	PUNE	140	549	7	14	0	0	710
15	RAIGAD	34	680	8	0	0	0	722
16	AMRAVATI	286	453	0	3	18	0	760
17	LATUR	783	16	0	0	53	0	852
18	GONDIA	657	206	0	0	0	0	863
19	BEED	910	123	0	6	0	0	1039
20	YAVATMAL	4	303	140	14	615	0	1076
21	BHANDARA	994	85	0	0	92	1	1172
22	JALNA	749	9	0	1	453	4	1216
23	NASHIK	73	1273	0	0	0	0	1346
24	WARDHA	493	741	139	0	0	0	1373
25	WASHIM	1215	173	0	0	0	0	1388
26	AURANGABAD	1181	396	0	3	0	0	1580
27	NANDED	1736	95	13	0	0	0	1844
28	OSMANABAD	1802	15	0	11	52	0	1880
29	CHANDRAPUR	644	692	16	1	911	0	2264
30	KOLHAPUR	2331	1	0	0	2	56	2390
31	HINGOLI	1193	1336	0	0	0	0	2529
32	AKOLA	2607	504	0	1	0	0	3112
33	NAGPUR	75	3256	0	1	0	0	3332
34	NANDURBAR	5	3334	0	0	0	0	3339
	<b>Total</b>	<b>19743</b>	<b>16202</b>	<b>359</b>	<b>61</b>	<b>2339</b>	<b>292</b>	<b>38996</b>

## प्रधानमंत्री आवास योजना ग्रामीण - Delayed Houses

■ पहिला हप्ता मिळाल्यानंतर १२ महिने उलटूनही अपूर्ण घरकुले
 ■ पहिला हप्ता मिळाल्यानंतर १८ महिने उलटूनही अपूर्ण घरकुले
 ■ पहिला हप्ता मिळाल्यानंतर २० दिवसानंतरही दुसरा हप्ता न मिळालेले घरकुले
 ■ दुसरा हप्ता मिळाल्यानंतर २० दिवसानंतरही तिसरा हप्ता न मिळालेले घरकुले
 ■ तिसरा हप्ता मिळाल्यानंतर २० दिवसानंतरही अपूर्ण घरांची संख्या

जिल्हा	पहिला हप्ता मिळाल्यानंतर १२ महिने उलटूनही अपूर्ण घरकुले	पहिला हप्ता मिळाल्यानंतर १८ महिने उलटूनही अपूर्ण घरकुले	पहिला हप्ता मिळाल्यानंतर २० दिवसानंतरही दुसरा हप्ता न मिळालेले घरकुले	दुसरा हप्ता मिळाल्यानंतर २० दिवसानंतरही तिसरा हप्ता न मिळालेले घरकुले	तिसरा हप्ता मिळाल्यानंतर २० दिवसानंतरही अपूर्ण घरांची संख्या
AHMEDNAGAR	2016	1388	2859	1572	21
AKOLA	2607	2145	3692	1152	32
AMRAVATI	5557	3989	7081	1798	234
AURANGABAD	3172	1422	4017	1356	147
BEED	4402	1296	5819	2353	116
BHANDARA	4002	2619	4181	789	218
BULDHANA	2783	1318	4134	1905	325
CHANDRAPUR	2694	1620	3467	1313	507
DHULE	5069	2862	5204	2389	246
GADCHIROLI	1855	1367	1945	1487	145
GONDIA	1601	1136	2823	1467	155
HINGOLI	1661	624	2316	847	45
JALGAON	9005	5677	10390	2535	166
JALNA	2157	772	2726	1688	146
KOLHAPUR	1562	1035	1607	570	26
LATUR	1714	531	2921	1101	68
NAGPUR	2077	1813	2540	813	67
NANDED	10088	6675	14365	3845	33
NANDURBAR	6176	3251	6756	6079	685
NASHIK	4164	3176	4601	2375	246
OSMANABAD	1132	584	1920	2204	7
PALGHAR	918	290	1333	845	107
PARBHANI	1866	574	3816	1469	32
PUNE	1628	1153	1972	680	74
RAIGAD	378	307	388	278	13
RATNAGIRI	202	44	228	188	25
SANGLI	2026	1538	2076	687	81
SATARA	298	174	474	318	43
SINDHUDURG	91	36	116	95	7
SOLAPUR	3870	2956	4774	1335	53
THANE	363	105	415	226	57
WARDHA	750	586	1109	499	56
WASHIM	1404	660	2287	1191	19
YAVATMAL	5193	2919	6170	2645	486